

Tiger Neo N-type 54HL4R-(V) 425-445 Watt MONO-FACIAL MODULE

N-Type

Positive power tolerance of 0~+3%


IEC61215(2016), IEC61730(2016)

ISO9001:2015: Quality Management System

ISO14001:2015: Environment Management System

ISO45001:2018

Occupational health and safety management systems



Key Features



SMBB Technology

Better light trapping and current collection to improve module power output and reliability.



PID Resistance

Excellent Anti-PID performance guarantee via optimized mass-production process and materials control.



Durability Against Extreme Environmental Conditions

High salt mist and ammonia resistance.



Hot 2.0 Technology

The N-type module with Hot 2.0 technology has better reliability and lower LID/LETID.

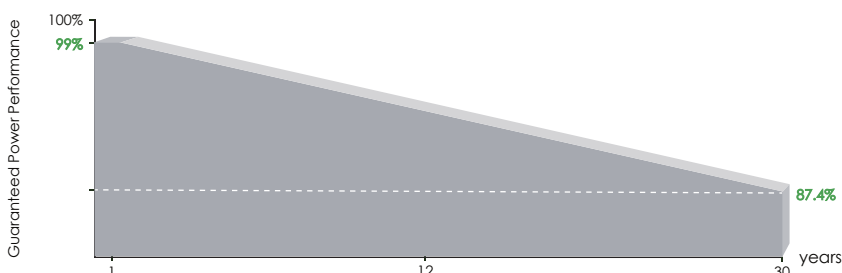


Enhanced Mechanical Load

Certified to withstand: wind load (4000 Pascal) and snow load (6000 Pascal).



LINEAR PERFORMANCE WARRANTY

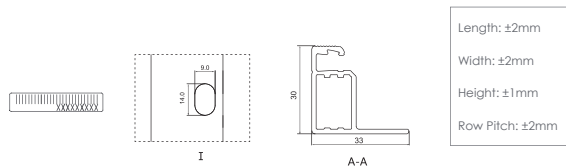
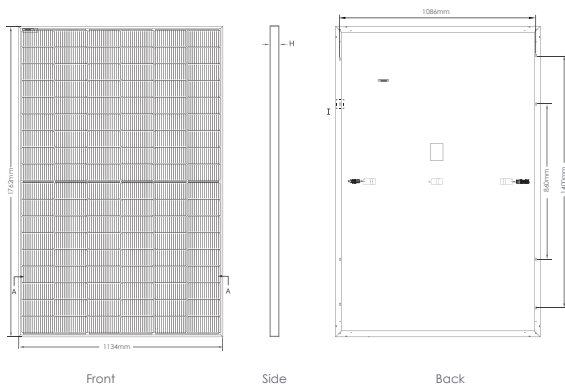


15 Year Product Warranty

30 Year Linear Power Warranty

0.40% Annual Degradation Over 30 years

Engineering Drawings



Note: For dimensional tolerances, refer to the detailed module drawings

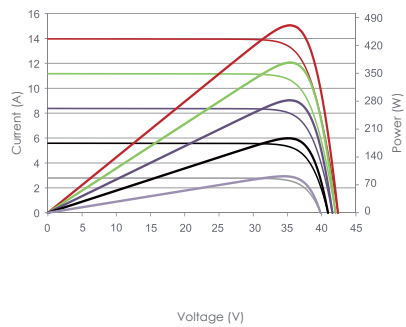
Packaging Configuration

(Two pallets = One stack)

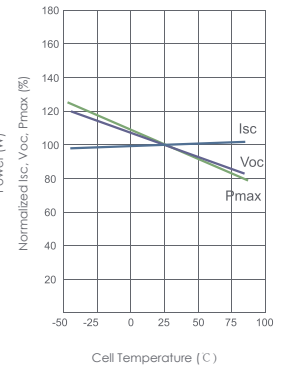
36pcs/pallets, 72pcs/stack, 936pcs/ 40'HQ Container

Electrical Performance & Temperature Dependence

Current-Voltage & Power-Voltage Curves (430W)



Temperature Dependence of Isc, Voc, Pmax



Mechanical Characteristics

| | |
|---------------|---|
| Cell Type | N type Mono-crystalline |
| No. of cells | 108 (2×54) |
| Dimensions | 1762×1134×30mm (69.36×44.65×1.18 inch) |
| Weight | 22 kg (48.50 lbs) |
| Front Glass | 3.2mm, Anti-Reflection Coating, High Transmission, Low Iron, Tempered Glass |
| Frame | Anodized Aluminium Alloy |
| Junction Box | IP68 Rated |
| Output Cables | TUV 1×4.0mm ² (+): 400mm, (-): 200mm or Customized Length |

SPECIFICATIONS

| Module Type | JKM425N-54HL4R | | JKM430N-54HL4R | | JKM435N-54HL4R | | JKM440N-54HL4R | | JKM445N-54HL4R | |
|---|--------------------|--------|----------------|--------|----------------|--------|----------------|--------|----------------|--------|
| | STC | NOCT | STC | NOCT | STC | NOCT | STC | NOCT | STC | NOCT |
| Maximum Power (Pmax) | 425Wp | 320Wp | 430Wp | 323Wp | 435Wp | 327Wp | 440Wp | 331Wp | 445Wp | 335Wp |
| Maximum Power Voltage (Vmp) | 32.18V | 29.99V | 32.38V | 30.10V | 32.59V | 30.33V | 32.81V | 30.56V | 33.02V | 30.76V |
| Maximum Power Current (Imp) | 13.21A | 10.67A | 13.28A | 10.73A | 13.35A | 10.78A | 13.41A | 10.83A | 13.48A | 10.89A |
| Open-circuit Voltage (Voc) | 38.75V | 36.81V | 38.95V | 37.00V | 39.16V | 37.20V | 39.38V | 37.41V | 39.59V | 37.61V |
| Short-circuit Current (Isc) | 13.66A | 11.03A | 13.73A | 11.09A | 13.80A | 11.14A | 13.86A | 11.19A | 13.93A | 11.25A |
| Module Efficiency STC (%) | 21.27% | | 21.52% | | 21.77% | | 22.02% | | 22.27% | |
| Operating Temperature (°C) | -40°C~+85°C | | | | | | | | | |
| Maximum system voltage | 1000/1500VDC (IEC) | | | | | | | | | |
| Maximum series fuse rating | 25A | | | | | | | | | |
| Power tolerance | 0~+3% | | | | | | | | | |
| Temperature coefficients of Pmax | -0.29%/°C | | | | | | | | | |
| Temperature coefficients of Voc | -0.25%/°C | | | | | | | | | |
| Temperature coefficients of Isc | 0.045%/°C | | | | | | | | | |
| Nominal operating cell temperature (NOCT) | 45±2°C | | | | | | | | | |

*STC: Irradiance 1000W/m² Cell Temperature 25°C AM=1.5
 NOCT: Irradiance 800W/m² Ambient Temperature 20°C AM=1.5 Wind Speed 1m/s